

## NICER Curriculum: Home Learning Challenges

Year Group: **2**

Challenge Pack: ***Sparks Will Fly***

Challenge: ***How can we tell the story of fire creatively?***

Outcome: ***Creative sharing of fire stories***


How Hungry are you for a Home Learning Challenge? How many Challenge dishes will you choose?

Choose which Home Learning Challenges you would like to complete from the Menu of Dishes below.


How Hot do you like your Meal?! The hotter the dish you chose, the more challenging it will be! Yellow: Warm, Orange: Medium, Red: Hot

### Small Dish Challenges

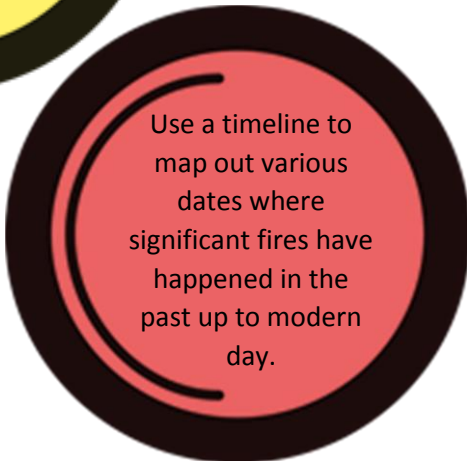
You could chose to complete just 2 of these, or more, or chose 1 to start you off before moving on to a Large Plate Challenge!



Create a story map that tells a chosen story of fire through creating pictures and images.



Create a poster for in our Forest school area that warns children about the importance of being careful with fire.



Use a timeline to map out various dates where significant fires have happened in the past up to modern day.

### Large Plate Challenges

You could chose to complete just 1 of these spending a number of weeks on this and building up your learning every time!



Design and build your own Guy Fawkes for a bonfire. You need to create a labelled drawing to show how you will make it, and what you will use. Once you have a plan, make your Guy Fawkes!

Plan your own version Of a Fireworks display / Bonfire night. What would you include? Once you have planned what you would like, create an advertisement for the event!

Create your own recipe book of Campfire Cuisine – food that you can cook or eat around the fire. You will need to research and plan some recipes. Then, write instructions of how to make those dishes.

<b>Name:</b>		<b>Class:</b>	
Small Dishes		Large Plates	
Choose one of the stories that we have learnt about fire (or your own that you find) and create a story map that tells this story through creating your own drawings or images. You can then use this to retell the story to someone else!	Design and build your own Guy Fawkes for a bonfire. You need to create a labelled drawing to show how you will make it, and what you will use. Once you have a plan, make your Guy Fawkes!		
Create a poster for in our Forest school area that warns children about the importance of being careful with fire. Which rules and aspects of safety might we need to include?	Plan your own version of a Fireworks display / Bonfire night. What would you include? Create a plan of what you would like to have at the event. Once you have planned what you would like, create an advertisement either as a poster, a leaflet or even a video to invite people to attend!		
Use a timeline and your research skills to map out various dates where significant fires have happened in the past up to modern day. Some of them might be in the United Kingdom and some might be in other parts of the world. Put them in the correct date order of when they happened.	Create your own recipe book of Campfire Cuisine – food that you can cook or eat around the fire. You will need to research and plan some recipes that you would like to include. Then, write instructions of how to make those dishes. You will need at least 3 items in your recipe book.		

Which dishes have I chosen?

What have I completed and created?

How have I found completing the Challenge Pack Homework?

